

April 27, 2020

Dear Parents/Guardians ~

Please use this cover page along with my created materials as a guide to support your student during this time of school closure. I am only an e-mail away if you should need guidance with the learning opportunities provided. Our goal during school closure is to keep your student's grade level skills robust. We are a team, and we are doing our best to keep a connection between the school and home.

Sincerely,

Mrs. Burstyn-Meyers dawn.meyers@saltriverschools.org Mrs. Valencia Marcella.Valencia@saltriverschools.org

Mrs. Hunsaker Vera.Hunsaker@saltriverschools.org

Kinder ELA Daily Schedule for the Week of: April 27th – May 1st 2020

Monday	Tuesday	Wednesday	Thursday	Friday
Reading for details and comprehension: Choose a story to read. Tell what happens at the beginning of the story, in the middle of the story, and at the end of the story by filling out the graphic organizer. Describe the details in your story to a family member. How does the story's illustrations help you understand the characters better?	Sight Word Practice Fundations- Practice Write the All the letters of the alphabet (place into sheet protector to reuse, dry erase marker) Write Trick Words (place into sheet protector to reuse, dry erase marker)	Sight Word Practice Fundations- Practice Write the letters that are difficult for you (place into sheet protector to reuse, dry erase marker) Write Trick Words (place into sheet protector to reuse, dry erase marker) Read poem – <u>Up, Up, Up</u> Underline sight words.	Time for writing: Write in a journal/notebook Write an opinion piece- What is your favorite thing to do in Spring? Why? Don't forget to draw a picture to match your opinion also remember to include interesting details. Remember to use words from the sight word list. Foundations – Read and Draw Activity	Reading for enjoyment: Read virtually with a friend or find an enjoyable space to read with a family member, or just read independently, or listen to an online book. <u>BookFlix</u> is great online place to listen to books for fun.
Blend some sounds to make words. Tapping the sounds helps! Have your child say each sound of a word while tapping a finger to the thumb. Practice the words on the sheet provided. Use the words listed below. Write the words, have kids write the words, and then draw the words. Use as a dry erase sheet-put in to the plastic sleeve and reuse! <u>Day 1 words:</u> cab crab lab slab tab <u>Day 2 words:</u> bad glad lad mad sad <u>Day 3 words:</u> can fan man pan plan <u>Day 4 words:</u> cap map lap sap tap <u>Day 5 words:</u> at bat hat cat sat				
Essential Standard Focus: K.RL.3; K.RL.7	Essential Standard K.RF.3	Essential Standard K.RF.3	Essential Standard Focus: K.W.3; K.WF.1	Essential Standard Focus: K.RL.10; K.RF.4

in

play

little

look

saw

can

and

will

be

of

what

have

the

here

has

we


come

she

by



















is

he



Practice writing the Trick Words below on your Dry Erase Writing Tablet with your best handwriting. Practice each word twice: once while looking at the Trick Word on the worksheet and once while covering the Trick Word with an index card. Then write these Trick Words in the space provided in your best handwriting.

CURRENT TRICK WORDS

	 _____  _____  _____  _____
	 _____  _____  _____  _____
	 _____  _____  _____  _____
	 _____  _____  _____  _____
	 _____  _____  _____  _____

Using your reader finger point and read the poem.

Underline or use a yellow crayon to highlight sight words: up, a, it, can, come, my, I, like

Up, Up, Up

Up, up, up
Goes a jet.
It goes as high
As it can get.



Up, up, up
Goes a balloon.
It won't come down
Any time soon.



Up, up, up
Goes my hat.
It blows away
I don't like that!



Fundations® **Read and Draw Activity**

Have your child read the sentence and follow the 'scoops' with a finger while reading. Ask your child to draw a picture below the sentence and tell you about it. Encourage oral expression by asking open-ended questions.

The pup had a nap in the sun.

Mom sat on the log.

Dear Parents/Guardians ~

Please use this cover page along with my created materials as a guide to support your student during this time of school closure. I am only an e-mail away if you should need guidance with the learning opportunities provided. Our goal during school closure is to keep your student's grade level skills robust. We are a team, and we are doing our best to keep a connection between the school and home.

Sincerely, Mrs. Burstyn-Meyers dawn.meyers@saltriverschools.org Mrs. Valencia Marcella.Valencia@saltriverschools.org
Mrs. Hunsaker Vera.Hunsaker@saltriverschools.org

Kindergarten Grade Math Daily Learning Activities for the Week of: May 4th – 8th 2020

Monday	Tuesday	Wednesday	Thursday	Friday
Concept Review: Review Vocabulary Words: More, Fewer, Less, and Greater.	Fluency Practice: Use your 100 chart to count to 100.	Fluency Practice: Make flashcards with addition and subtraction facts with numbers 1-5. Review these cards for fluency.	Real world Math: Count how many kids live in your house. Count how many adults live in your house. Identify which group is more/less.	Quick Math: Model composition and decomposition of numbers to 5 using actions, objects, and drawings.(4.1)
If you have tech tools, there are more fluency activities to practice.				
Essential Standard Focus: K.CC.C.6 Identify whether the number of objects in one group is greater than, less than, or equal to the number of objects in another group.	Essential Standard Focus: K.CC.C.7 Compare two numbers between 0 and 10 presented as written numerals.	Essential Standard Focus: K.OA.A.5 Fluently add and subtract within 5.	Essential Standard Focus: K.MD.B3 Classify objects into given categories; count the number in each category and sort the categories by count. (Note: limit category counts to be less than or equal to 10.)	Essential Standard Focus: K.OA.A.2 Solve addition and subtraction word problems and add and subtract within 10.
https://www.youtube.com/watch?v=-fYv49Vd-c0	https://www.youtube.com/watch?v=6u6y4nTFXA	https://www.youtube.com/watch?v=8cR_1Qi-tP4	https://www.youtube.com/watch?v=Zg5AAxgf9qg	https://www.abcya.com/games/subtraction_game https://www.abcya.com/games/addition



Elementary resources for further learning to support your student
https://saltriverschools.org/news/what_s_new/learningresources2020



Monday May 4, 2020



Essential Standard Focus: **K.CC.C.6**


Identify whether the number of objects in one group is greater than, less than, or equal to the number of objects in another group.

Look at the robot. Color the shape that has more.



Are there more  or  ?



Are there more  or  ?

Are there more  or  ?



Look at the robot. Color the shape that has fewer.

Are there fewer  or  ?

Are there fewer  or  ?



Are there fewer  or  ?

Tuesday May 5, 2020



Essential Standard Focus: **K.CC.C.7**

Compare two numbers between 0 and 10 presented as written numerals.



Count the objects in each line. Write how many in the box. Then, fill in the blanks below. Use the words *more than* to compare the numbers.

 	<div style="border: 1px solid black; width: 80px; height: 60px; margin: 0 auto; display: flex; align-items: center; justify-content: center;"> <div style="border: 1px solid black; width: 60px; height: 40px; margin: 0 auto;"></div> </div>
---	---

_____ is more than _____.

 	<div style="border: 1px solid black; width: 80px; height: 60px; margin: 0 auto; display: flex; align-items: center; justify-content: center;"> <div style="border: 1px solid black; width: 60px; height: 40px; margin: 0 auto;"></div> </div>
---	---

_____ is more than _____.

 	<div style="border: 1px solid black; width: 80px; height: 60px; margin: 0 auto; display: flex; align-items: center; justify-content: center;"> <div style="border: 1px solid black; width: 60px; height: 40px; margin: 0 auto;"></div> </div>
--	---



_____ is more than _____.

Wednesday May 6, 2020



Essential Standard Focus: **K.OA.A.5**

Fluently add and subtract within 5.

My Addition Practice

	
$1 + 1 =$ <input type="text"/>	$2 + 3 =$ <input type="text"/>
$4 + 1 =$ <input type="text"/>	$1 + 3 =$ <input type="text"/>
$1 + 2 =$ <input type="text"/>	$2 + 2 =$ <input type="text"/>
$3 + 1 =$ <input type="text"/>	$3 + 1 =$ <input type="text"/>

My Subtraction Practice

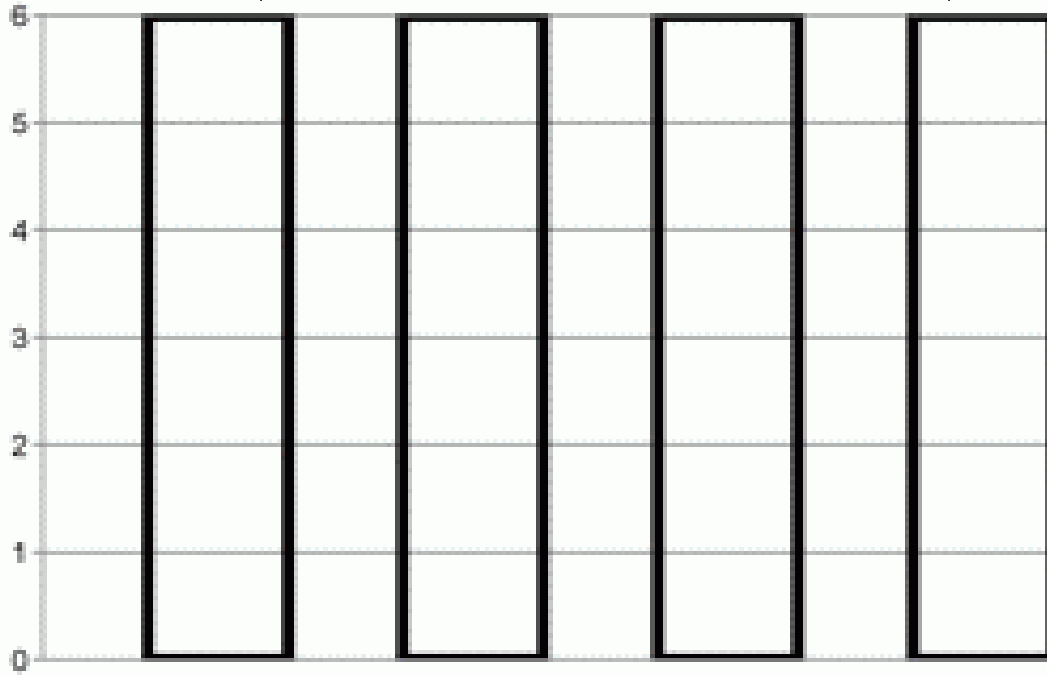

	
$5 - 1 =$ <input type="text"/>	$5 - 4 =$ <input type="text"/>
$4 - 1 =$ <input type="text"/>	$5 - 3 =$ <input type="text"/>
$3 - 1 =$ <input type="text"/>	$5 - 2 =$ <input type="text"/>
$2 - 1 =$ <input type="text"/>	$3 - 1 =$ <input type="text"/>

Thursday May 7, 2020

Essential Standard Focus: **K.MD.B3**

Classify objects into given categories; count the number in each category and sort the categories by count. (Note: limit category counts to be less than or equal to 10.)

Count the insects and color in the correct number of squares in each column of the bar chart.



Spider

ladybug

bee

ant



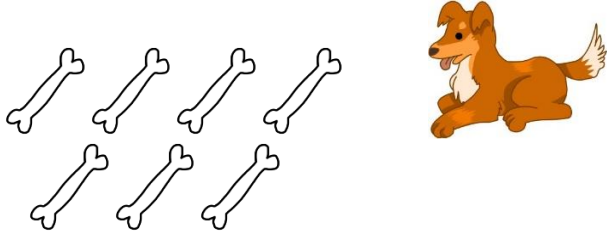
1. How many spiders were there? _____
2. How many ants were there? _____
3. Which insect was the most common? _____
4. Which insect was the least common? _____

Friday May 8, 2020

Essential Standard Focus: **K.OA.A.2**

Solve addition and subtraction word problems and add and subtract within 10.


1. This dog had 7 bones. He buried 4 under the ground. How many bones are left?



Fill in the number sentence.

$$\underline{\quad} - \underline{\quad} = \underline{\quad}$$

2. Jonathan had 4 pigs. His mom gave him 2 more pigs. How many pigs does Jonathan have in all?



Fill in the number sentence.

$$\underline{\quad} + \underline{\quad} = \underline{\quad}$$

Show your work with a drawing and write your answer on the line.

$$8 + 2 = \underline{\quad}$$

$$7 - 6 = \underline{\quad}$$

$$9 - 5 = \underline{\quad}$$

$$4 + 5 = \underline{\quad}$$